

PDS SYSTEM ON SMART PHONE

Sahana D¹, Mahesh Kumar K P², R. Usha Sree³, Mrs.Malarvizhi U⁴

^{1,2} MCA Final Year , ^{1,2} Asst. Professor

The Oxford college of Engineering,

Bommanhalli, Hosur Road, Bangalore - 560068

Abstract -“PDS SYSTEM ON SMART PHONE“ is an application developed in Java with JSON Objects along with Web Services for Android mobiles which will be helpful for the people. “PDS(Public Distribution System)SYSTEM ON SMART PHONE” is an Indian foodstuff safety organization set up via India Government. Public Distribution System helps poor people by distributing the subsidized food's and non-food items at a lower cost. The food and non-food items may include rice, wheat, sugar, salt, oil & kerosene. Public Distribution System distributes these food items through fair price shops also known as ration shops. In this project we are developing an android application for the fair price shops. The consumer has to give his complete detail that is consumer's personal details and also family member's details, salary and so on for obtaining the ration card from Indian Government. Once the detail has been verified the government issues the ration card for the consumer. Based on their income the consumers are categorized into two types Above Poverty Line (APL) and Below Poverty Line (BPL). The cost of the food items depends on their category. The consumers can buy the ration from their nearest fair price shops. Any person from the family can buy the ration from the fair price shop as the ration card includes the details of the family members. The fair price shop person will have the complete detail of the consumer such as personal details, food items already issued, food items yet to issue, remaining quota, etc. The fair price shop's has to manage item, stock & maintain the records of the consumer.

Keywords - JSON Objects, Web Services, Android mobile, Government, Fair price shop, Consumer, APL, BPL.

I.INTRODUCTON

“PDS (Public Distribution System) SYSTEM ON SMART PHONE” is an Indian foodstuff safety organization set up via Indian Government. Public Distribution System helps people by distributing the food items at a lower cost through fair price shops. This Android Application is developed to handle the consumer record and also the item, price & stocks present in the fair price shops. The fair price shops keep the complete record of the consumer and also the ration distributed to each and every consumer. The consumer also holds the details of the ration taken by them in the ration card.

The fair price shop manager also known as the distributor can add new consumer details to the fair price shops. The distributor can view the details as to how much quantity of the particular food item to be distributed to each consumer for every month based on the type of card consumer holds. The distributor checks for the availability of the food item. If

the food item is available distributor precedes further to issue the food item to the consumer. The distributor can view the details of the food items that are present in the respective fair price shops. He can view the remaining stocks that are present in the fair price shop and also request for stock from the store in case of lower stock in the ration shops. He can view the price of the each food items that are present in their respective fair price shops. He can view the details of the dealers supplying the subsidized food and non-food products from storage to fair price shops. The distributor enters details of the food item that are transacted from the Government storage to fair price shops.

Here the admin work is to handle the distributor data. Admin sends a unique ID number and password to the distributor mail after the registration. The admin has the power to reject the registration of the distributor in case of any improper details given by the distributor. The admin can add new food items to the fair price shops. The admin assigns price for each food item, the price of the food item may vary from time to time and is based on the type of the card consumer holds. The admin allocates consumer data as to how much quantity of food item to be issued to each and every consumer for duration of one month based on the type of card consumer holds.

II. MODULES

Registration Module :The distributor has to give his complete information for instance alias, location, telephone number, electronic mail id, date of birth, and so on to register. Once the distributor submits the form a unique ID number and password will be sent to the distributor mail. The distributor has to login with that ID and password.

Login Module :It is authenticated with unique id and password.

Change Password Module :The admin as well as the distributor can change his password whenever he feels.

- Some of the Admin modules are :Accept / Reject Distributor Registration
- Issue Unique ID Number & Password
- Add New Food Item Module
- Add New Food Price Module
- Add New Consumer Entitlement Module
- View Feedback

Accept / Reject Distributor Registration Module :In this module the admin can view the distributor details. The admin has the authority to approve the distributor by analyzing his/her details. Until and unless the admin approves the distributor details, and generates the unique ID and password, the distributor cannot login. The admin verifies the information and if he comes across any improper details then he will reject the distributor registration.

Issue Unique ID Number& Password Module :In this module the admin after accepting the distributor registration has to send a unique ID and Password for the distributor to login to the app. Until and unless the admin issues the unique ID and Password the distributor cannot login to the app.

Add New Food Item Module :In this module the admin can add new food items to the fair price shops. The admin can edit and update the food item data in case of any changes.

Add New Food Price Module :In this module the admin can add price for each food item, the price of the food item may vary from time to time and is based on the type of the card consumer holds. The admin can edit and update the food price in case of any changes.

Add New Consumer Entitlement Module :In this module the admin can add the data which gives the information as to how much quantity of food item to be issued to each and every consumer for duration of one month based on the type of card consumer holds. The admin can edit and update the consumer data in case of any changes.

View Feedback Module :*In this module admin can view the feedback given by the distributor. Admin does not have the access to edit the feedback details.*

Some of the Distributor modules are :

- Add New Consumer Details
- Consumer Entitlement
- Check Availability
- Issue Food Item
- Item Master
- Stock Master
- Price Master
- Dealers Details
- Transaction Details
- Feedback module

Add New Consumer Details Module :In this module the distributor can add new consumer details to the fair price shops.

Consumer Entitlement Module :This module displays the details as to how much quantity of the particular food item to be distributed to each consumer for every month based on the type of card consumer holds.

Check Availability :In this module the distributor checks for the availability of the food item. If the food item is available precede further to issue the food item.

Issue Food Item :In this module the distributor issues the food item to the consumer which includes the following fields like consumer card number, quantity of food item issuing, etc.

Item Master Module :This module shows the details of the food items that are present in the respective fair price shops.

Stock Master Module :This module displays the remaining stocks that are present in the fair price shop.

Price Master Module :This module displays the price of the food items that ranges between some particular days.

Dealers Details Module :This module displays the details of the dealers supplying the subsidized food and non-food products from storage to fair price shops.

Transaction Details Module :In this module the distributor enters the details of the food item that are transacted from the Government storage to fair price shops.

Feedback Module :*In this module the distributor can give the feedback.*

III. EXISTING AND PROPOSED SYSTEM

Existing System

In the present scenario, it involves the manual work as the fair price shop manager or the distributor has to keep the complete record of the consumer that includes his personal details and also the family member's details. The distributor will have the details of the food products issued till date to the consumer, also the food products that are yet to be issued and the remaining quota of the consumer all these will be written in the ledgers and also in the consumer's ration card.

The fair price shops or the ration shops should keep the record of food products purchased from the store, stock remaining in the ration shops, price of each food products, dealers supplying the food products from the store all these are written in ledgers. As it involves manual work it will always be difficult for the distributor to check for the decrease in stock.

Proposed System

The application helps you to handle an android app which is a user friendly. This app is developed for the fair price shops or the distributors for handling the data in mobile devices such as Smartphone and tablets.

The fair price shop manager or the distributor can login to the app by submitting the ID and password generated by the

admin. Once the distributor log's in, the distributor can handle the consumer data, item master, price master, stock master, dealers and transacted data. The distributor can view the consumer's entitlement i.e., the quantity of food item to be issued to the consumer for every month, the food products issued till date, remaining quota, and checks the availability of the food product to issue the food item to the consumer.

The distributor can view the details of the food products in the item master module. The distributor holds the details of each and every food product that are purchased from the store in the transaction master module. The distributor can view the price of each food products from the price master module. The distributor can just check for the decrease in stock in the fair price shops form the stock master module. Therefore if there is a decrease in stock the distributor can order for new food products from the store. And also contains the information about the dealers transferring the food products.

IV. IMPLEMENTATION

Implementation essentially implies doing the exercises portrayed in your work arrangement. Project implementation is the phase wherein imagination and intension bring onto existence. Implementation is the coherent consequence, subsequent to approach, conceptualize, selecting, positioning, creaming for resources and being aware of money associated resources belonging to task.

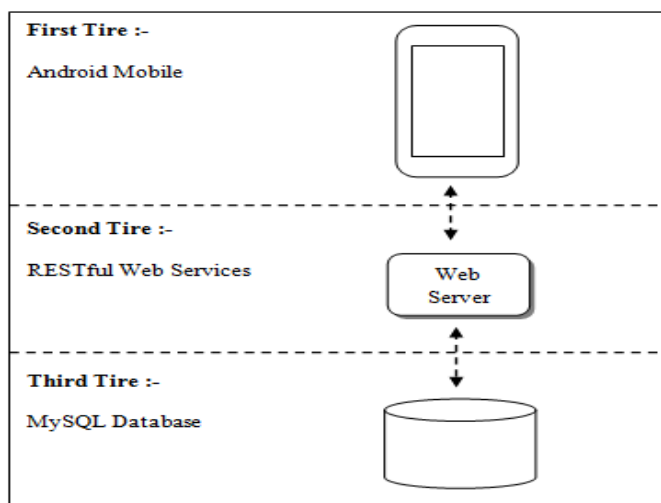


Fig 1 PDS System Design

The 'PDS System on Smart Phone' is an android app developed for the Fair price shop manager. This android app performs as a client side application and the MySQL database perform as a server side database. The client request for the data from the database which will be fetched though a web services. Here the web services act an intermediate between the client and the database server. When the client request for data, it will be sent through web services, the web services will intern fetch the requested data from the database and sends response to the clients.

In this application the major work of admin is to accept/reject the distributor data, after the verification of the data send unique ID and password to distributor. The admin can add new food item to the fair price shops. He can allocate the quantity of food item to be issued to each consumer based on the type of card consumer holds. He can set the price for each food items.

This application is mainly developed for the fulfillment of the fair price shops or the ration shops manager. The fair price shop manager also known as the distributor has to first register to create an account. The distributor cannot login to the application until admin sends the ID and password. The distributor can view the consumer's entitlement and check for the availability of the food item, if the food item is available proceed to issue food items to the consumer. He can view price of each food item that changes from time to time. He can view the remaining stock in the fair price shop and can order for food products in case of decrease in food products from the store. He can view the information of the dealers transporting the food products from store to ration shops. He just needs to enter the food products that are transacted from the store.



Fig 2 Admin Store Distributor Data Activity

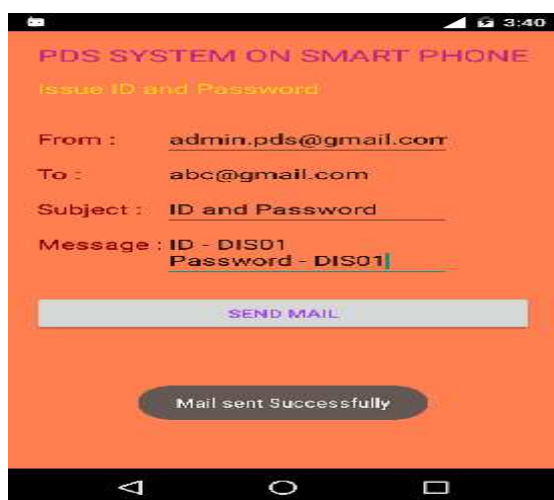


Fig 3 Admin issues ID and Password to Distributor

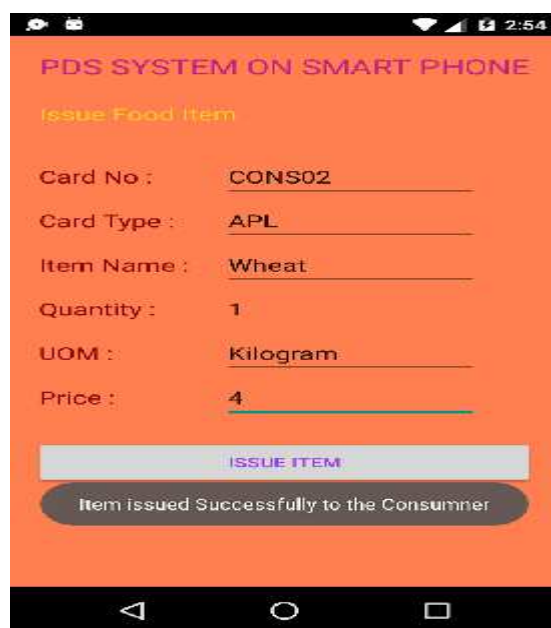


Fig 4 Distributor Adds New Consumer Activity

V. CONCLUSION

The android application developed is user friendly.
It is easy to access, after all nowadays almost everybody use Smartphone.
The android application is very much secure.
The data is accessed through the web services.
Cost is very less in the development of android app.

REFERENCES

- [1] Android Application Development (with Kitkat Support), Black by Pradeep Kothari
- [2] RESTful Web Services by Leonard Richardson and Sam Ruby
- [3] Microsoft SQL server 2014 Technical overview
- [4] J2EE Complete Reference

Fig 5 Distributor Issues Food Item to Consume